



## Sparkhire- One Way interview

*Congratulations on reaching the next step in the application process.*

*The Sparkhire interview is a great way for you to demonstrate your knowledge in the area that you are applying for.*

*The Course Director will review your Sparkhire Interview once completed and the admissions office will be in touch with the decision.*

*This training manual is a guide to prepare you for your one-way interview. You will have practice interview questions before the interview begins which will test your camera and your microphone. It is mandatory that you read this manual before you begin your interview. If you encounter any issues, please visit the Sparkhire Help Centre below;*

<https://support.sparkhire.com/hc/en-us/categories/204447068-Candidates>

*If you are still encountering problems please contact us by email [admissions@ncirl.ie](mailto:admissions@ncirl.ie) with the issue that you are facing and include screenshots where possible.*

*Don't be nervous and NCI wish you the best of luck.*

*Kindest Regards*

*The Admissions Office*

[Admissions@ncirl.ie](mailto:Admissions@ncirl.ie)

1850 221 721

## Preparing for your interview

1. Understanding what a one-way interview is; A one-way interview is where interviewers request applicants to record video responses to a series of pre-drafted questions. You will be able to see how you look to us but there will be nobody on the other end.
  
2. Prepare your area for taking the interview;
  - Plain background
  - Good lighting
  - Speak clearly
  - Dress appropriately
  - Make sure the area where you will be taking the interview is free from noise & ensure you won't be interrupted during your interview.
  - Read the instructions provided
  - Prepare! Give yourself the best chance of passing the interview (MSc. in Cloud, Data, Cyber & FinTech Only) – all the questions in the interview are based off the following e-book <http://infolab.stanford.edu/~ullman/focs.html> Read the book before taking the interview and increase your chances of success.



## The Interview itself

Step 1 – Applicants will receive details of the interview by email.

Step 2 – Applicants click on the interview link from the email they receive and are brought to the below page. Applicants are advised to read the details below and click on the “Interview now” button when ready.

**You have been invited to a One-Way Video Interview**  
What is a One-Way Video Interview?

**Interview now**

**MSc in Cloud Computing**  
Dublin, Ireland

Welcome to the National College of Ireland where we offer a distinctive student centred learning experience, through our state-of-the-art campus in the heart of Dublin's vibrant international business centre and across our national campus network.

At NCI we have developed innovative teaching and learning technologies that are designed to support students who embark on education at all stages in their life and career. Whether you are embarking on third-level education for the first time or continuing your education, you will find a highly supportive environment in which to learn. For many students, the transition to third level education can be a challenging one; however our small group teaching model with easy access to faculty and our active student support services work together to ensure that every student has the best possible chance of success.

**Interview now**

**About National College of Ireland**

**National College of Ireland**  
<https://www.ncirl.ie/>  
YouTube Facebook LinkedIn Twitter

NCI is a third-level educational institute based in Dublin's city centre specialising in business and computing. The NCI mission is 'Changing Lives Through Education'.  
[Read more](#)

Step 3- Applicants will then be asked to create a profile for themselves (please do this manually)

Please use your ID number and full name as per your application.

Interview for:  
**National College of Ireland**

**Confirm your information for National College of Ireland**

Use LinkedIn or Confirm manually

Already used Spark Hire before? [Log in now](#)

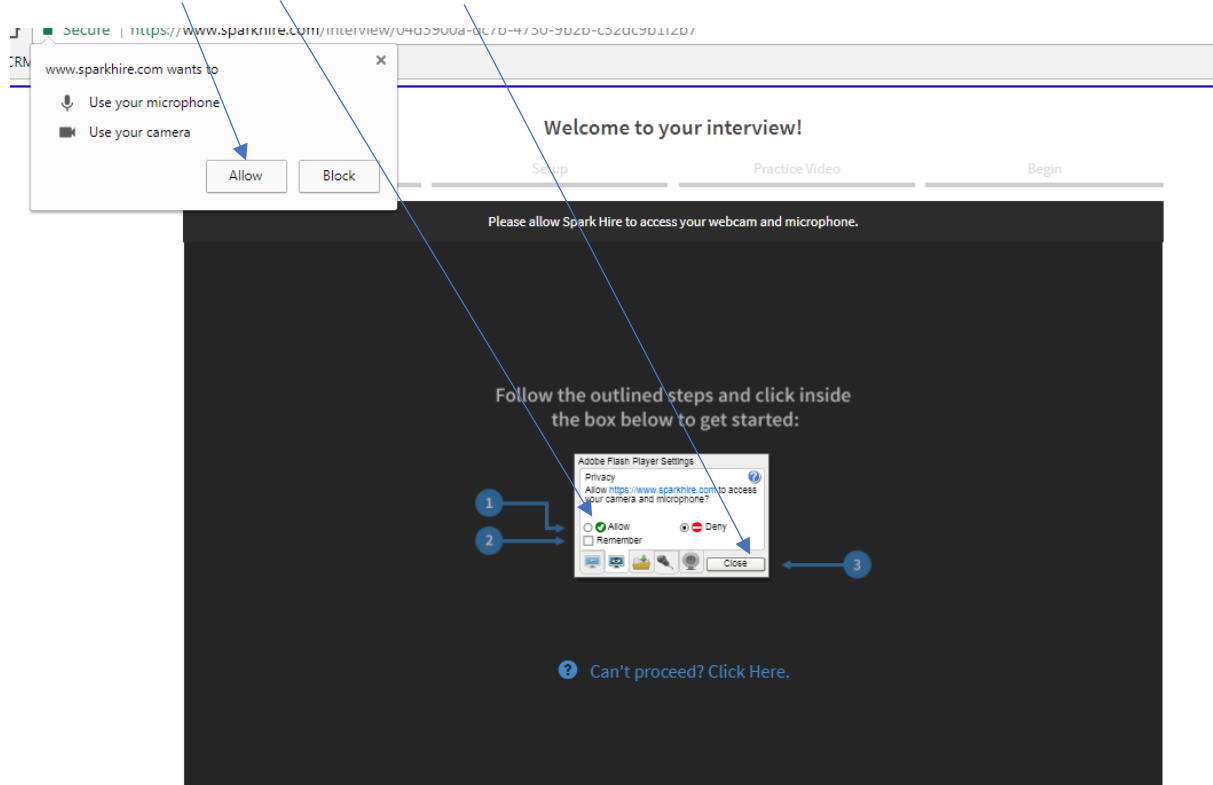
By confirming your information, you agree to Spark Hire's Terms of Use and Privacy and Security Policy.

Please note that applicants must have flash installed in their laptop/device in order to be able to access this interview. Click on “Get Adobe Flash Player”.

Interview for:  
National College of Ireland



Step 4 – Allow Sparkhire to access your camera and microphone  
Click “allow” here and here and then close this icon.





## Step 5- Test your webcam & Microphone

Welcome Setup Practice Video Begin

Replay Welcome Video

**Please choose your webcam**

Select Webcam

Camera 1

Next: Test Webcam

Having trouble setting up your webcam?  
[Contact Support](#)

Need help with your interview? [Contact Support](#)

- [Watch tutorial](#)
- [View Help Articles](#)

## Step 6- Receive a tutorial

Welcome Setup Practice Video Begin

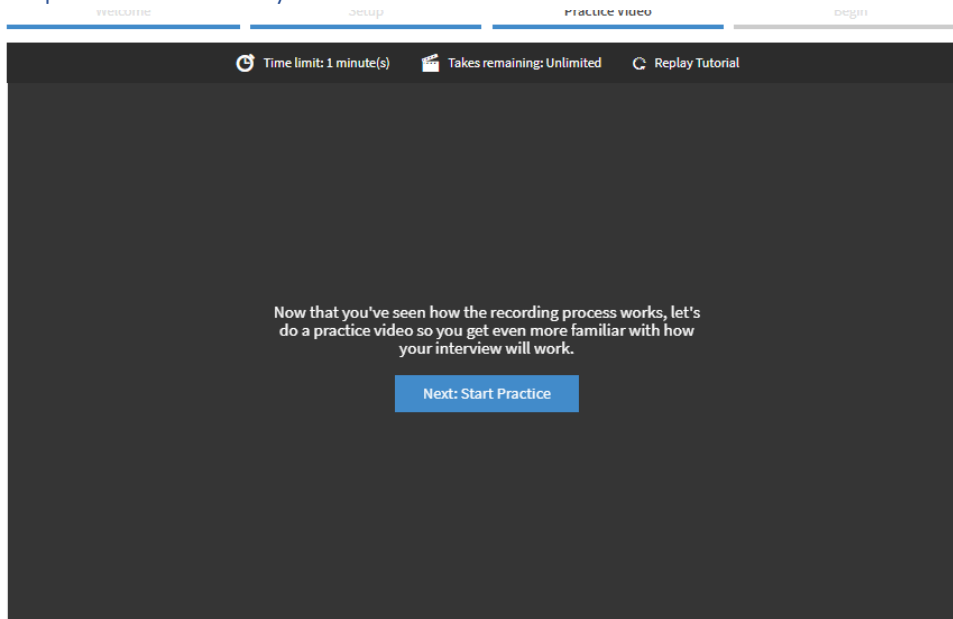
Skip Tutorial Video

Let's watch a tutorial video so you can become familiar with how everything works before starting your interview.

Next: Watch Tutorial Video

[Skip tutorial video](#)

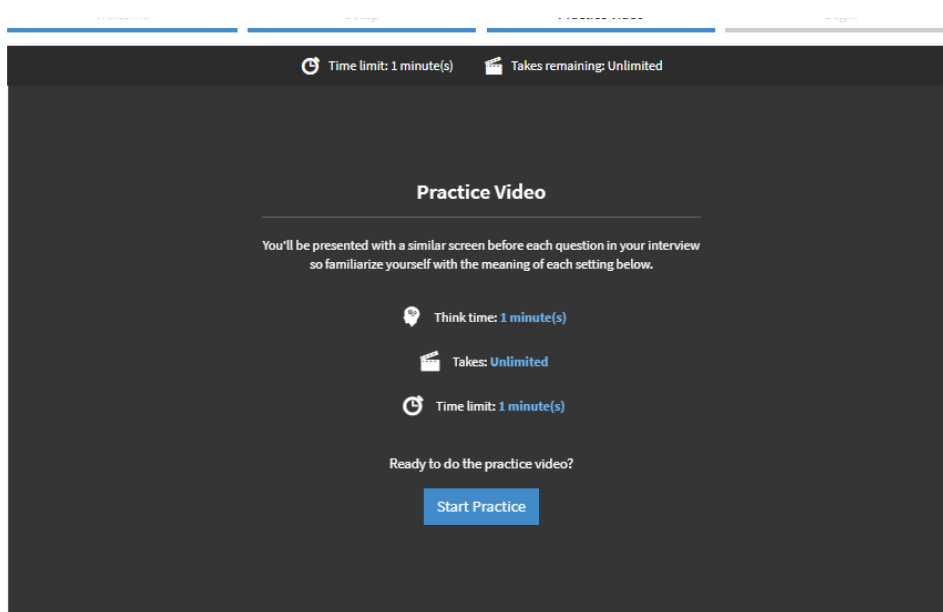
## Step 7- Practice for your interview.



Time limit: 1 minute(s) Takes remaining: Unlimited Replay Tutorial

Now that you've seen how the recording process works, let's do a practice video so you get even more familiar with how your interview will work.

Next: Start Practice



Time limit: 1 minute(s) Takes remaining: Unlimited

### Practice Video

You'll be presented with a similar screen before each question in your interview so familiarize yourself with the meaning of each setting below.

- Think time: 1 minute(s)
- Takes: Unlimited
- Time limit: 1 minute(s)

Ready to do the practice video?

Start Practice

### Note:

- **Think Time** : How long you will have to view the question.
- **Takes**: How many times you will be allowed to answer the question
- **Time Limit**: The amount of time you will have to answer the question

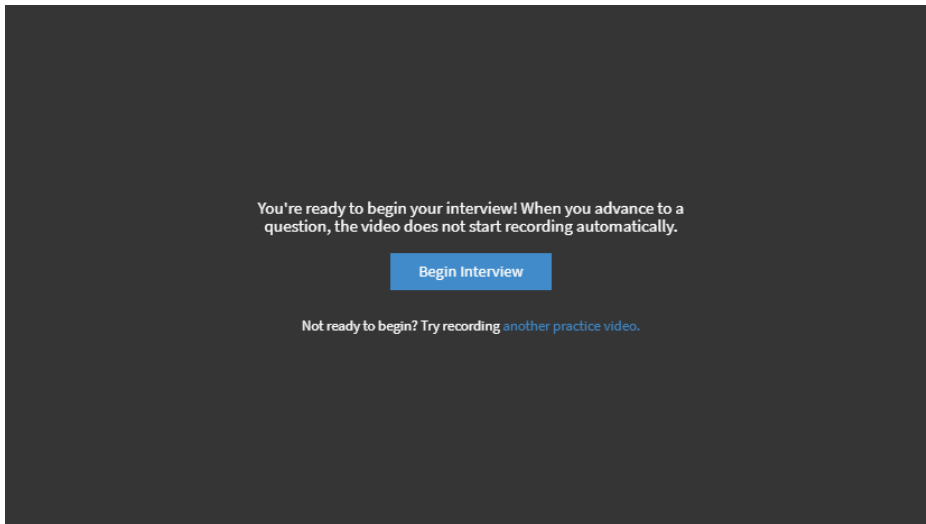
**\*Your real interview will show the think time, takes and time limit before each question. This will be different from your Practice Video so please ensure that you read this carefully before each question begins.**



Step 8- You are now ready to begin your interview.

Please ensure that the interview is for the course that you have applied for before attempting the interview.

You will need a pen, paper and calculator to hand for the interview.



*After you complete your interview you will be redirected to the below. Please leave us feedback about your interview experience.*

Interview for:

**National College of Ireland**

---

## Interview Completed!

Thank you for interviewing with National College of Ireland.

**Please rate your interview experience.**

- Excellent
- Good
- Okay
- Fair
- Poor

**Anything you'd like to comment on?**

**Submit Feedback**

Skip